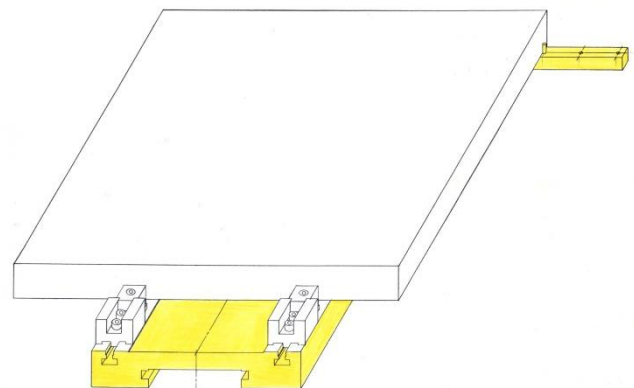
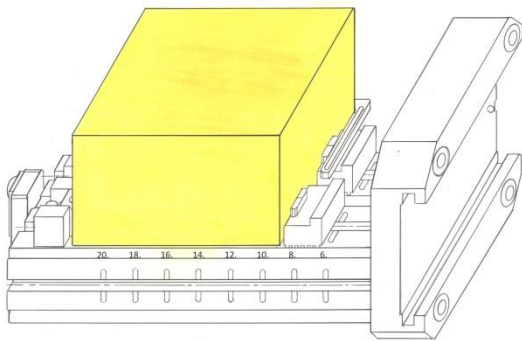
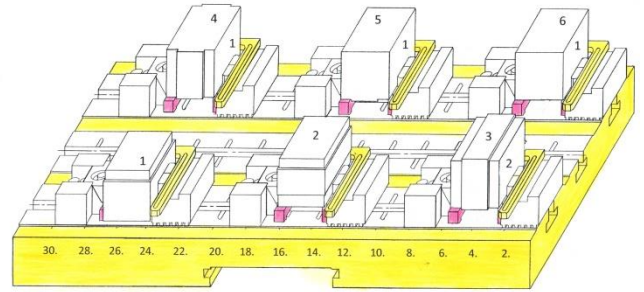
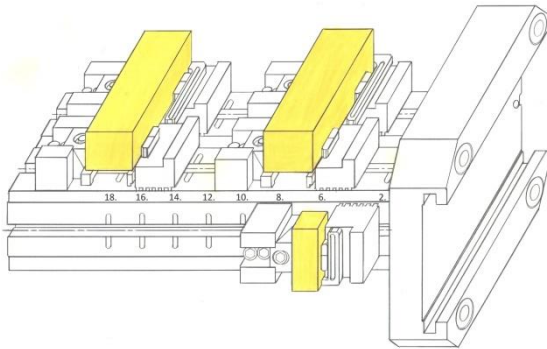


Instant setup system



LOGS

PALLETS

Clamps, locaters, gages and spacers mounted on special logs and pallets locate parts with known locations.

Small parts, large parts, round parts and angular parts can be machined on all sides without the need of dedicated fixtures.

Multiple parts can be machined in a single cycle to save tool change and work handling time.

Setup and work handling can be achieved off the machine.

Setup locations can be recorded and be repeated for batch production.

Increased rigidity achieved by supporting logs on both ends enable longer and thinner logs that enable greater cutter access.

Logs, pallets and clamping components are made from alloy aluminum. They are as hard as cold rolled steel. The operator can place any number of logs and pallets on any number of machines for instant setup.

This provides the flexibility needed to achieve efficient batch production.